

MASTERBUILT®

Autolgnite 545 Fan / Ignitor Housing Replacement

MB20041124, MB20042724

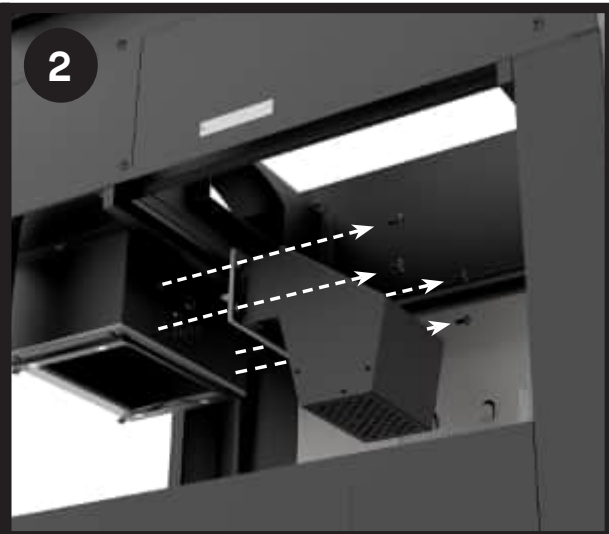


- Make sure the grill has cooled completely before handling to avoid burns.
- Some components may have sharp edges. Use caution and wear protective gloves to avoid injury.
- Power OFF the grill and disconnect the power from the wall before handling.



Tool needed for access and replacement: Phillips head screwdriver.



Unplug fan and ignitor at fan.



Remove 4 screws and fan + ignitor assembly.



Install the new fan and ignitor assembly. Reconnect wire harness at fan.